

に ほ ん ご に ゆ う も ん へ ん
オンライン日本語 入門編

Online Japanese for Beginners

だ い ご か だ く お ん は ん だ く お ん か か た
第5課 濁音と半濁音 ひらがなの書き方

Lesson 5 Voiced sound and P-sound Writing of Hiragana

だ く お ん
濁音

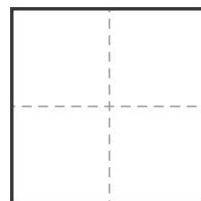
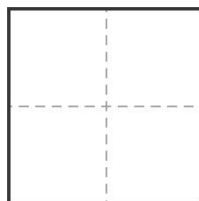
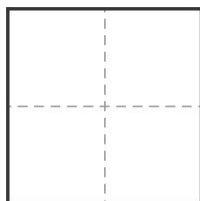

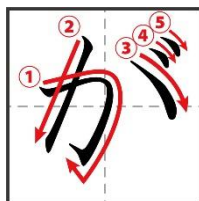
Voiced sound

The voiced sound is indicated by the voiced consonant mark "゛" on the upper right of the hiragana of か row , さ row, た row, and は row.

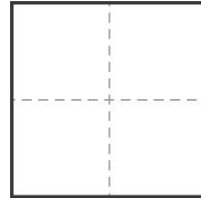
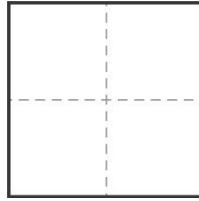
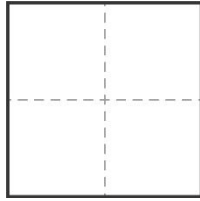
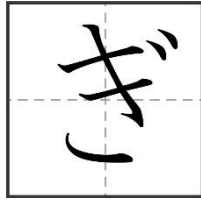
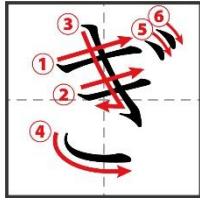
ぎ ょ う
I. が 行
が Row

が	ぎ	ぐ	げ	ご
ga	gi	gu	ge	go

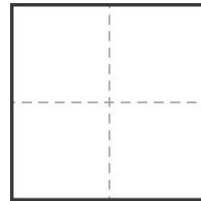
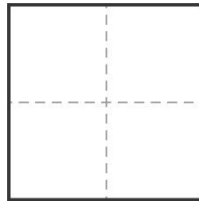
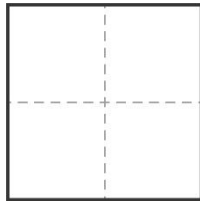
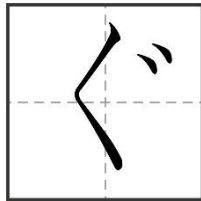
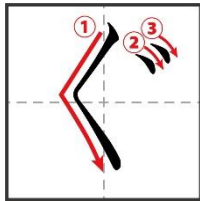
1. が ga Write が in the space.



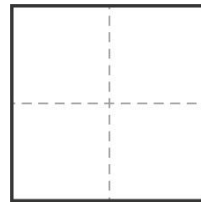
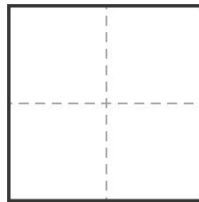
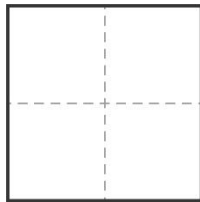

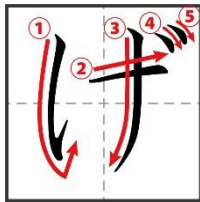
2. ぎ gi Write ぎ in the space.



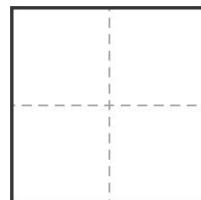
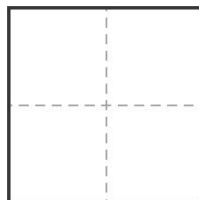
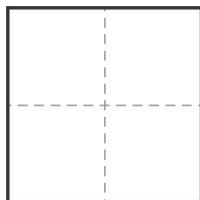
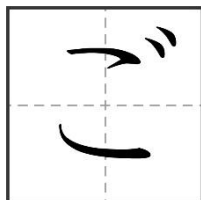
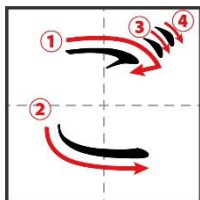
3. ぐ gu Write ぐ in the space.



4. げ ge Write げ in the space.



5. ご go Write ご in the space.



たんご
単語

Words

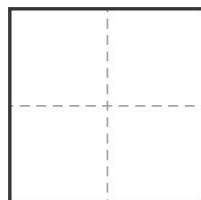
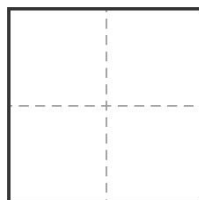
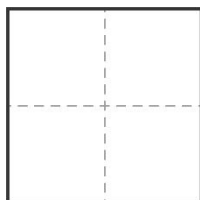
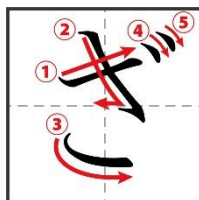
学生	がくせい	gakusei	student
鍵	かぎ	kagi	key
元気	げんき	genki	energy

II. ざ行 ぎょう

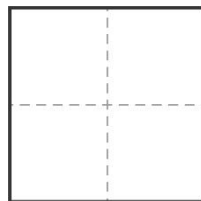
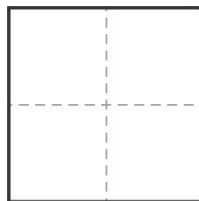
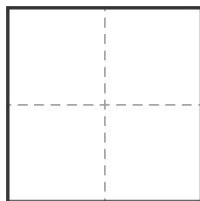

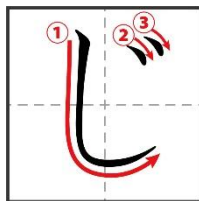
ざ Row

ざ	じ	ず	ぜ	ぞ
za	ji	zu	ze	zo

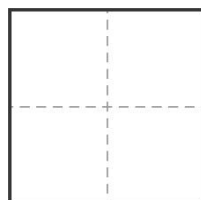
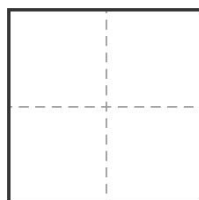
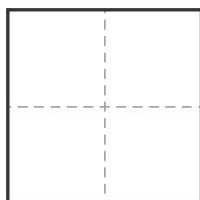
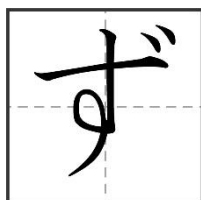
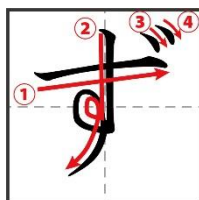
1. ざ za Write ざ in the space.



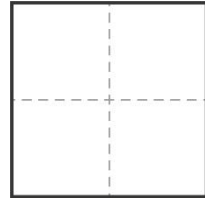
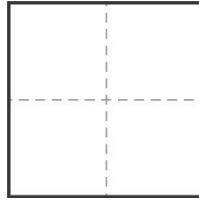
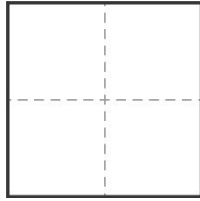
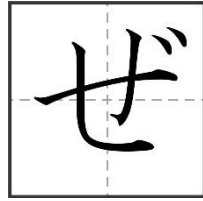
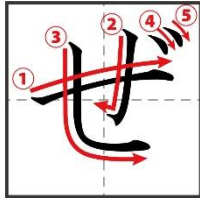
2. じ zi/ji Write じ in the space.



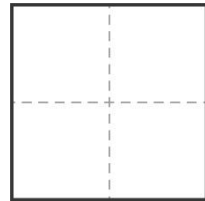
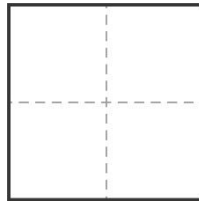
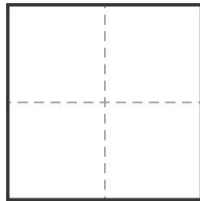
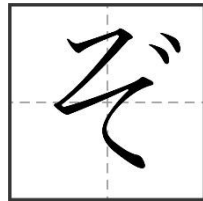
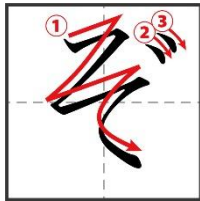
3. ず zu Write ず in the space.



4. ぜ ze Write ぜ in the space.



5. ぞ zo Write ぞ in the space.



たんご
単語

Word

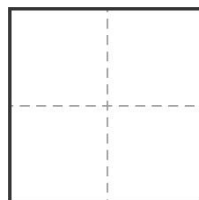
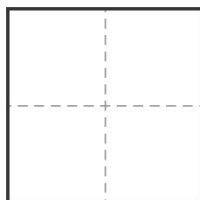
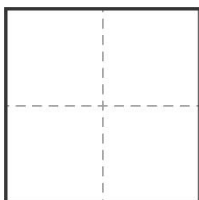
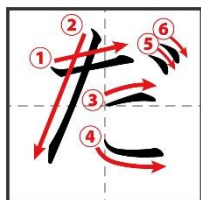
人材	じんざい	jinzai	talent
地図	ちず	chizu	map
象	ぞう	zou	elephant
風	かぜ	kaze	wind

III. だ行 ぎょう

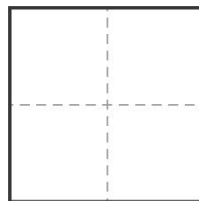
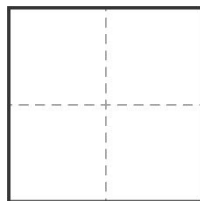
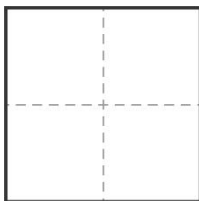
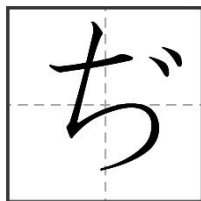
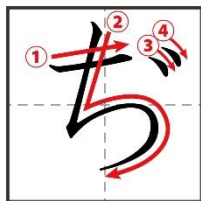
だ Row

だ	ぢ	づ	で	ど
da	ji	zu	de	do

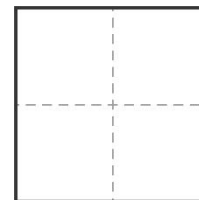
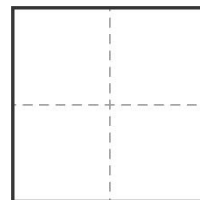
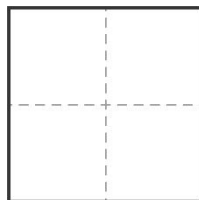
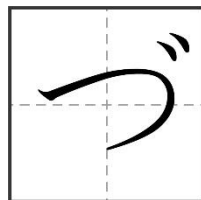
1. だ da Write だ in the space.



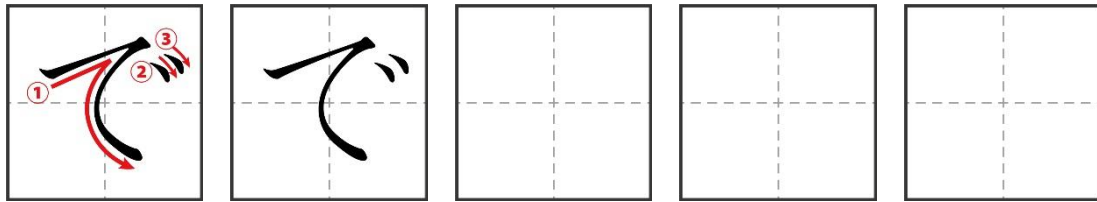
2. ぢ ji Write ぢ in the space.



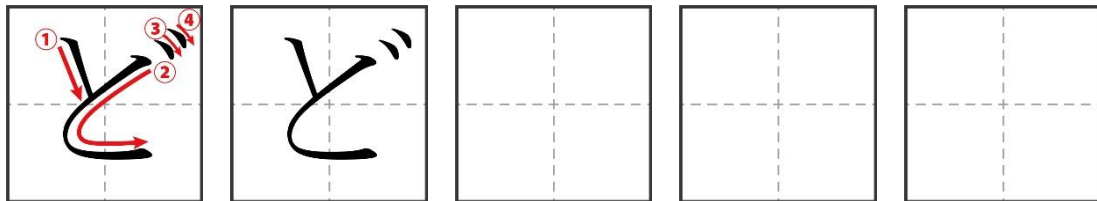
3. づ dzu Write づ in the space.



4. で de Write で in the space.



5. ど do Write ど in the space.



たんご
単語

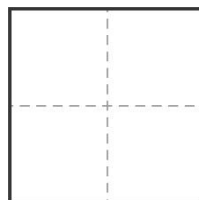
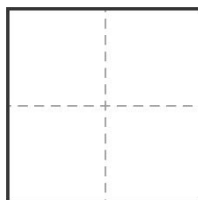
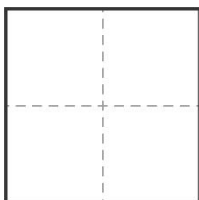
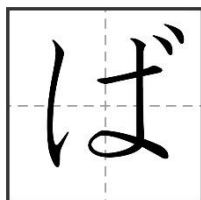
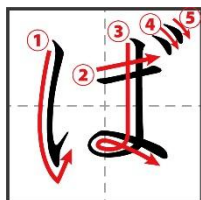
Word

大学	だいがく	daigaku	university
出かける	でかける	dekakeru	to go out
同意	どうい	doui	agreement
家電	かでん	kaden	electric appliances

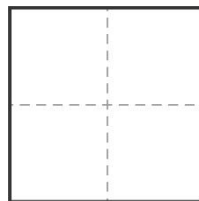
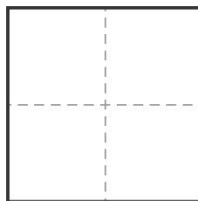
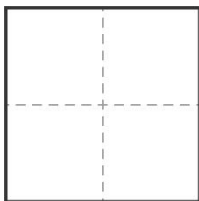

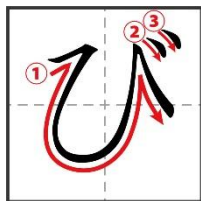
ぎょう
IV. ば行
ば Row

ば	び	ぶ	べ	ぼ
ba	bi	bu	be	bo

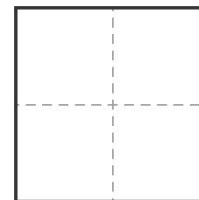
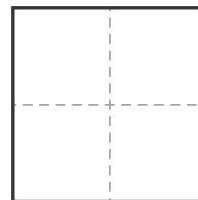
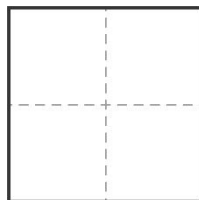
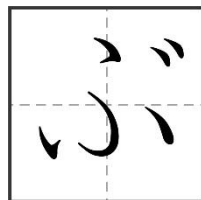
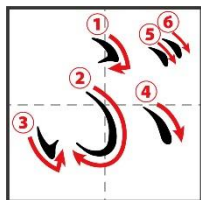
1. ば ba Write ば in the space.



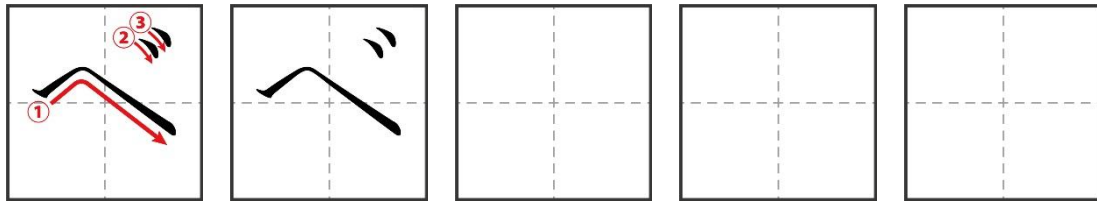
2. び bi Write び in the space.



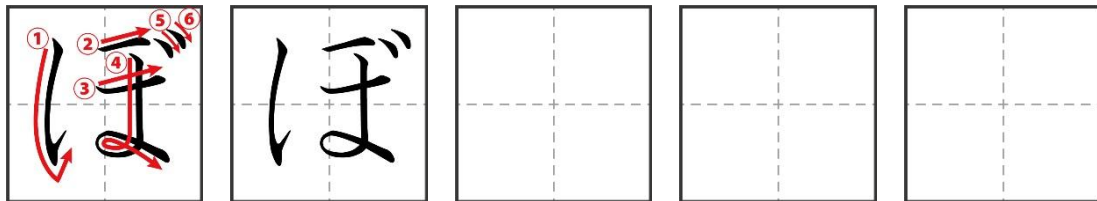
3. ぶ bu Write ぶ in the space.



4. べ be Write べ in the space.



5. ぼ bo Write ぼ in the space.



たんご
単語

Word

場合	ばあい	baai	occasion
武士	ぶし	bushi	warrior
壁	かべ	kabe	wall
ぼく	ぼく	boku	me*

*In Japanese, “ぼく” is the way that the man says “I”. A woman calls herself “わたし” or “あたし”.

はんだくおん
半濁音

P-sound

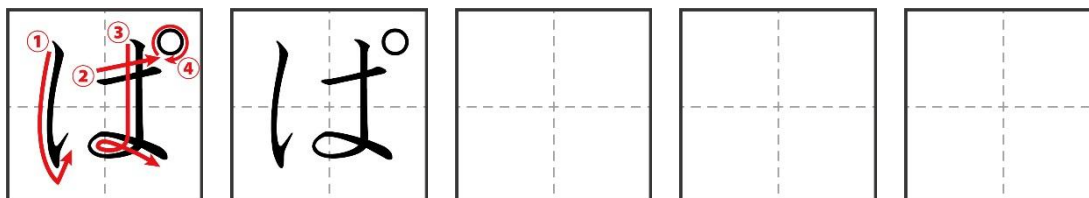
The P-sound is indicated through a little circle " 。 " on the upper right side of the characters of the は row. This sound can only be created with the は row. The English equivalent is the "p" sound.

ぎょう
V. ぱ行

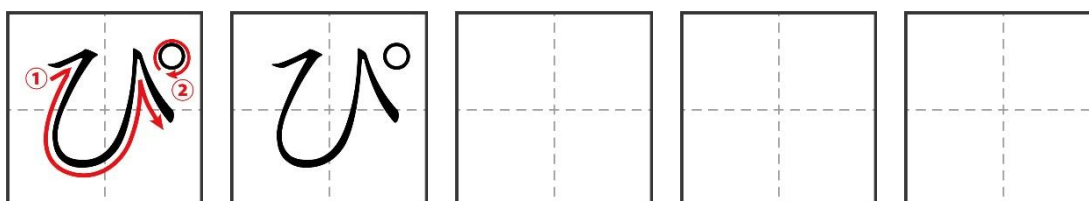
ぱ Row

ぱ	ぴ	ぷ	ぺ	ぽ
pa	pi	pu	pe	po

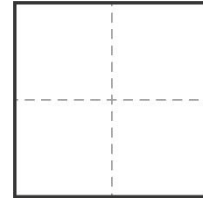
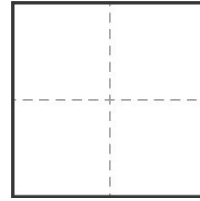
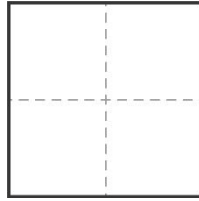
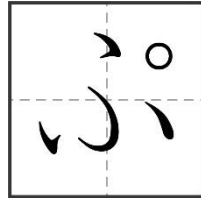
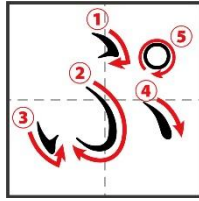
1. ぱ pa Write ぱ in the space.



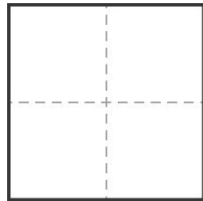
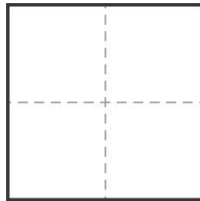
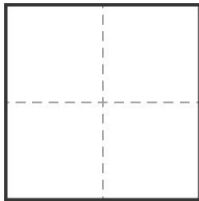
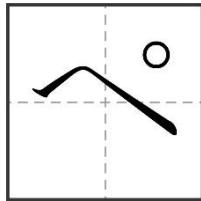
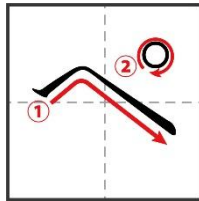
2. ぴ pi Write ぴ in the space.



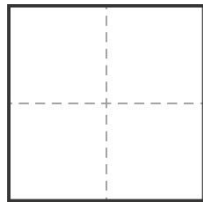
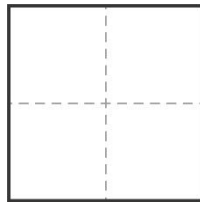
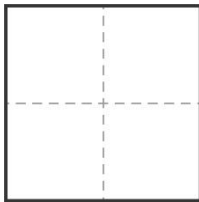
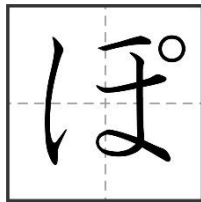
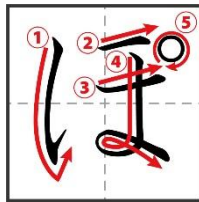
3. ふ pu Write ふ in the space.



4. へ pe Write へ in the space.



5. ぽ po Write ぽ in the space.



れんしゅう
VI. 練習

Practice

Write down the Hiragana you hear

1.

2.

3.

4.

Read the following Hiragana

がいこく

じこう

じかん

ぜいきん

foreign country

matters

time

tax

かいわ
VII. 会話

Conversation

ありがとうございます。

arigatou gozaimasu

Thank you!