

に ほ ん ご にゅうもんへん  
オンライン 日本語 入門編

## Online Japanese for Beginners

だいじゅつ か  
第 10 課

だくおん はんだくおん か た か な か かた  
濁音 と 半濁音 カタカナ の 書き方

Lesson10

Voiced sound and P-sound Writing of Katakana

だくおん  
濁音

### Voiced sound

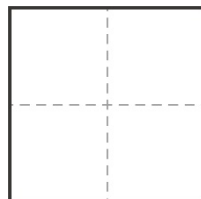
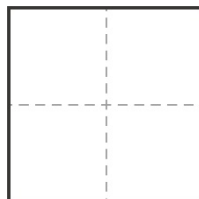
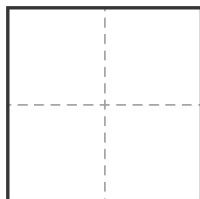

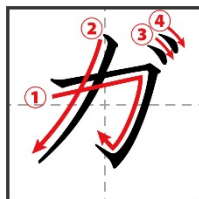
The voiced sound is indicated by the voiced consonant mark 「<sup>゛</sup>」 on the upper right of the characters of the カ, サ, タ, and ハ rows.

が ぎょう  
I. ガ 行

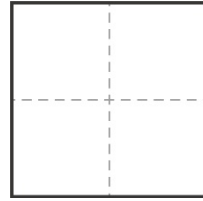
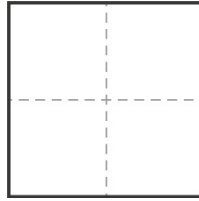
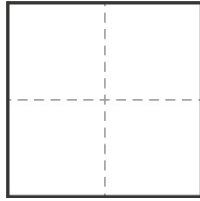
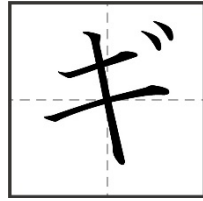
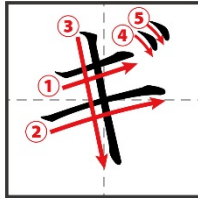
ガ Row

ガ	ギ	グ	ゲ	ゴ
ga	gi	gu	ge	go

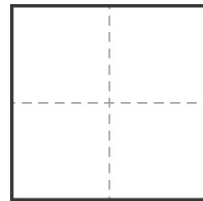
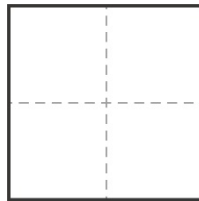
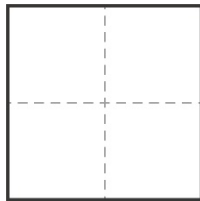
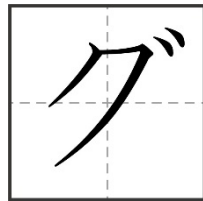
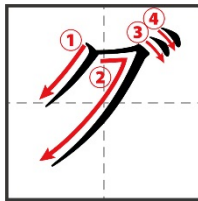
1. ガ ga が Write ガ in the space.



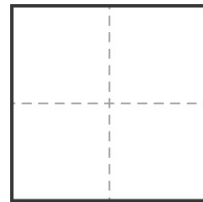
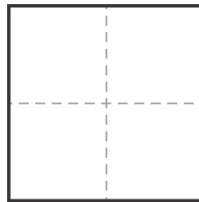
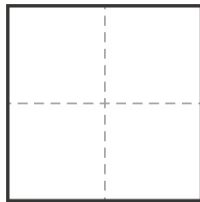
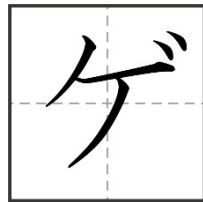
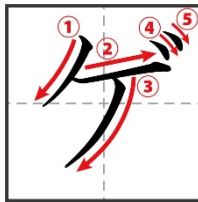
2. ギ gi ぎ Write ギ in the space.



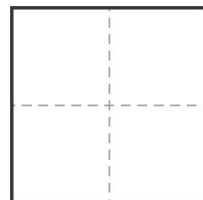
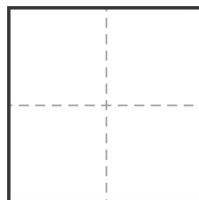
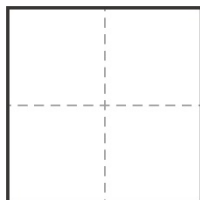
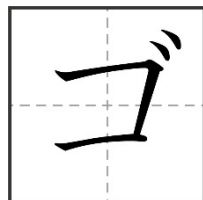
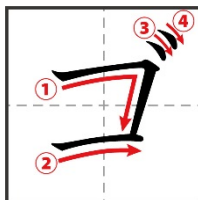
3. グ gu ぐ Write グ in the space.



4. ゲ ge げ Write ゲ in the space.



5. ゴ go ご Write ゴ in the space.



たんご  
単語

Word

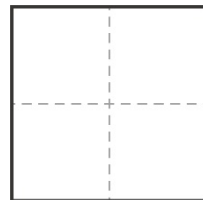
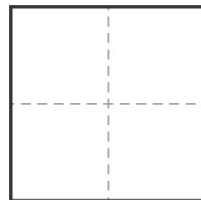
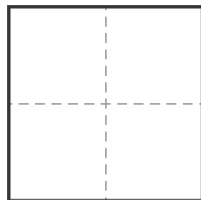

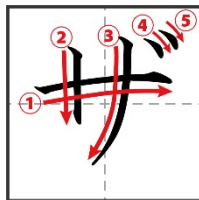
ゲンコウ	げんこう	genkou	manuscript
カギ	かぎ	kagi	key
ゴウカク	ごうかく	goukaku	pass

さぎょう  
II. ザ行

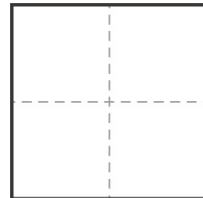
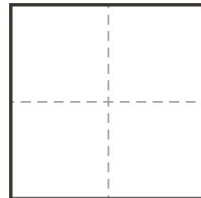
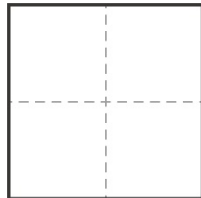
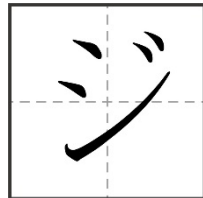
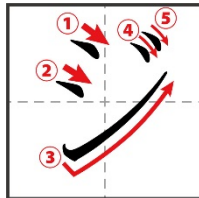
ザ Row

ザ	ジ	ズ	ゼ	ゾ
za	ji	zu	ze	zo

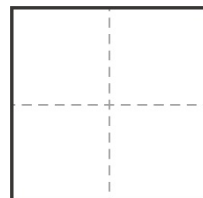
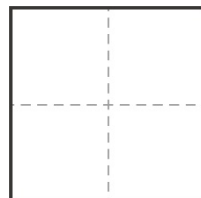
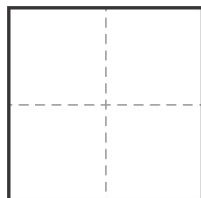
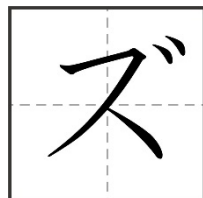
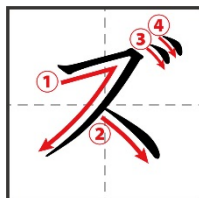
1. ザ za ざ Write ザ in the space.



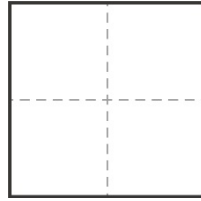
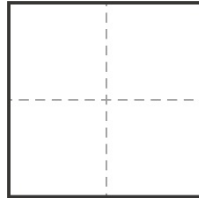
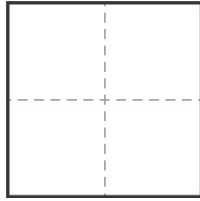
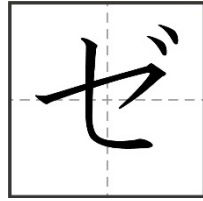
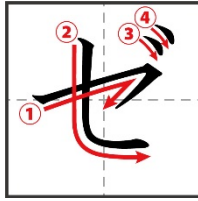
2. ジ zi/ji じ Write ジ in the space.



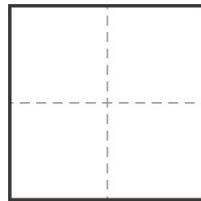
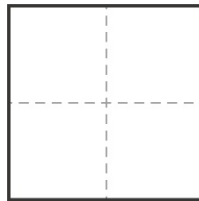
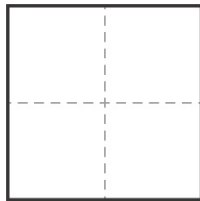
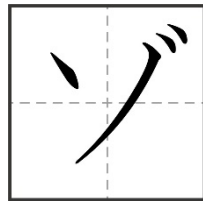
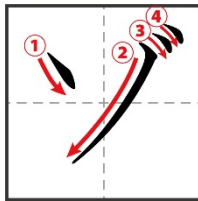
3. ズ zu ず Write ズ in the space.



4. ゼ ze ぜ Write ゼ in the space.



5. ゾ zo ぞ Write ゾ in the space.



たんご  
単語

Word

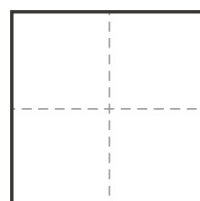
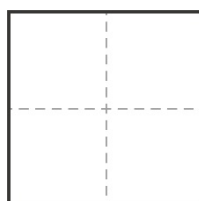
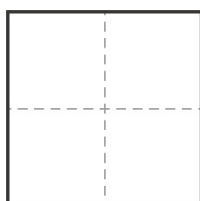

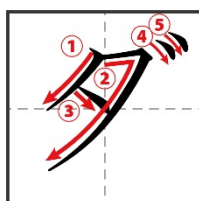
ゼイタク	ぜいたく	zeitaku	luxury
チズ	ちず	chizu	map
ミゾ	みぞ	mizo	ditch
ゼンシン	ぜんしん	zenshin	advance

だ ぎょう  
Ⅲ. ダ 行

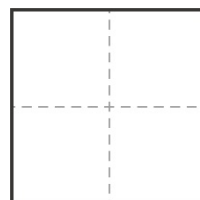
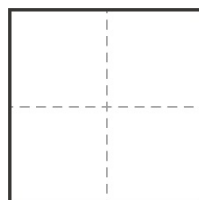
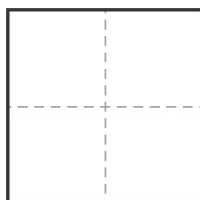
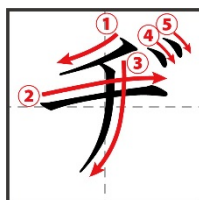
ダ Row

ダ	ヂ	ヅ	デ	ド
da	ji	zu	de	do

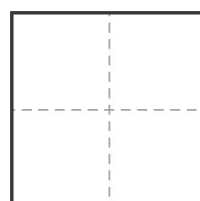
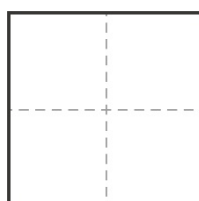
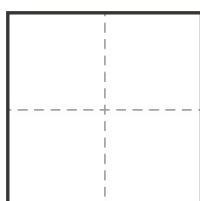
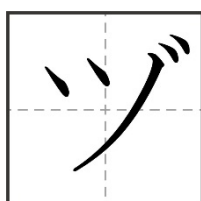
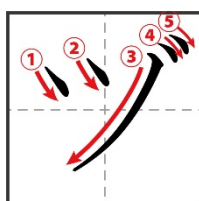
1. ダ da だ Write ダ in the space.



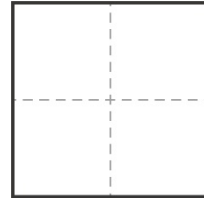
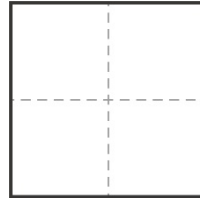
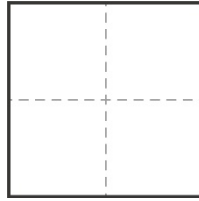
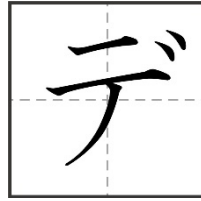
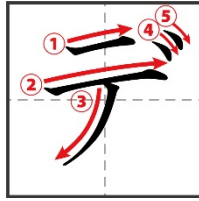
2. チ di ち Write チ in the space.



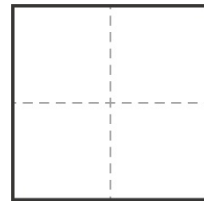
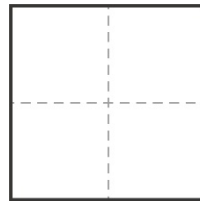
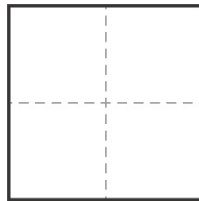
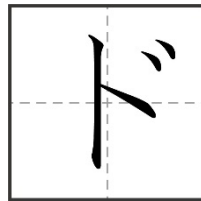
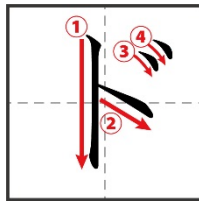
3. ツ dzu づ Write ツ in the space.



4. デ de で Write デ in the space.



5. ド do ど Write ド in the space.



たんご  
単語

Word

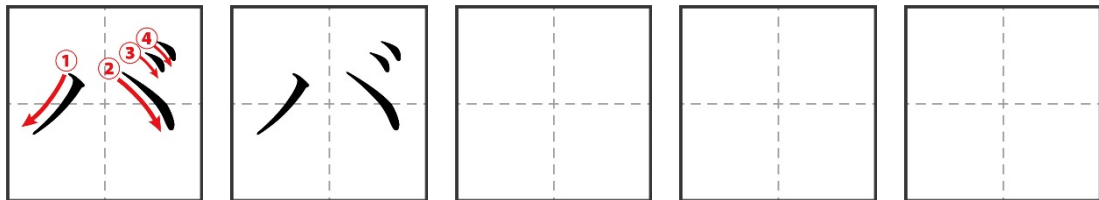
ダイチ	だいち	daichi	land
デニム	でにむ	denimu	denim
ドカン	どかん	dokan	earthenware pipe
カデン	かでん	kaden	electric appliances

IV. <sup>ば ぎょう</sup> バ 行

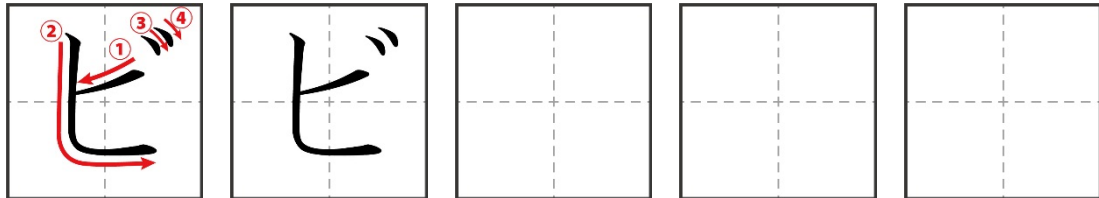
バ Row

バ	ビ	ブ	ベ	ボ
ba	bi	bu	be	bo

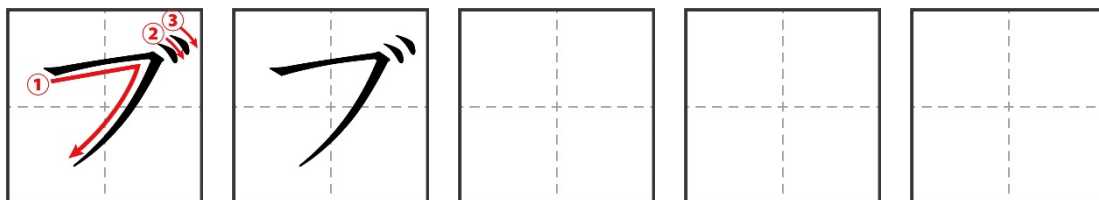
1. バ ba ば Write バ in the space.



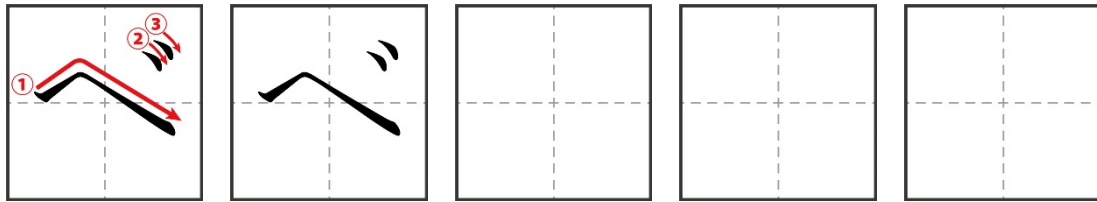
2. ビ bi び Write ビ in the space.



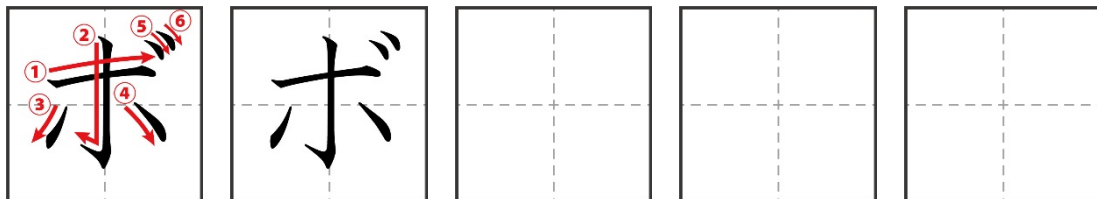
3. ブ bu ぶ Write ブ in the space.



4. べ be べ Write べ in the space.



5. ボ bo ぼ Write ボ in the space.



たんご  
単語

## Word

コンビニ	こんびに	kombini	convenience store
ブシ	ぶし	bushi	warrior
ブタ	ぶた	buta	pig
バカンス	ばかんす	bakansu	vacation

はんだくおん  
半濁音

## P-sound

The P-sound is indicated through a little circle "。" on the upper right side of the characters of the べ Row. This sound can only be created with the べ Row. The English equivalent is the "p" sound.

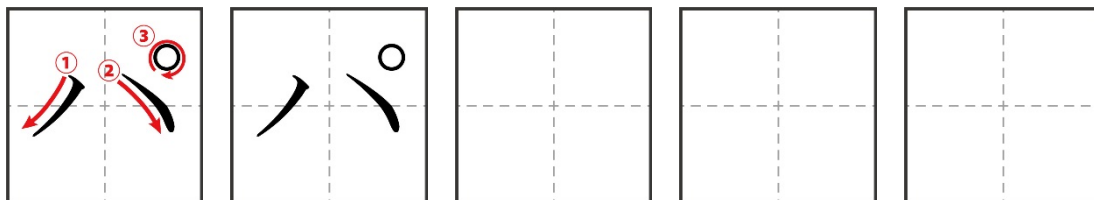


V. <sup>ぱ ぎょう</sup> パ 行

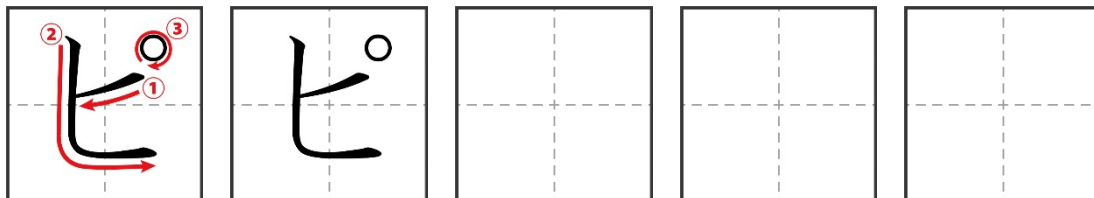
パ Row

パ	ピ	プ	ペ	ポ
pa	pi	pu	pe	po

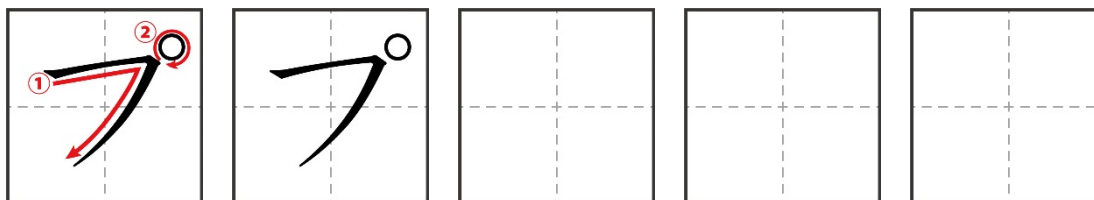
1. パ pa ぱ Write パ in the space.



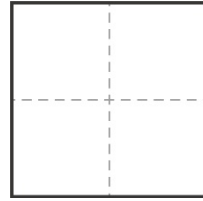
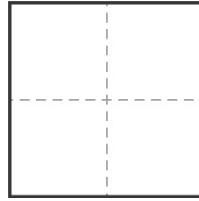
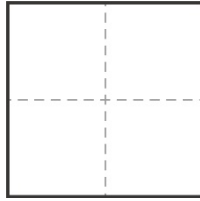
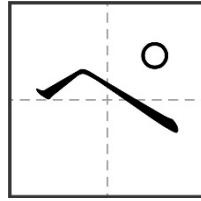
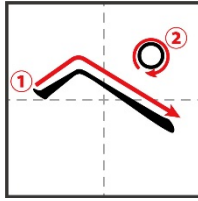
2. ピ pi ぴ Write ピ in the space.



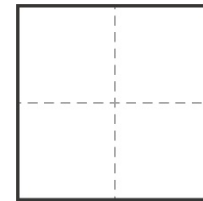
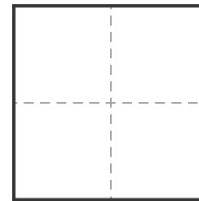
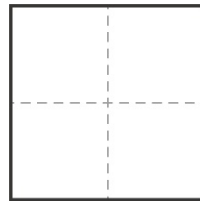
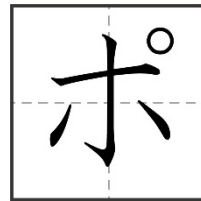
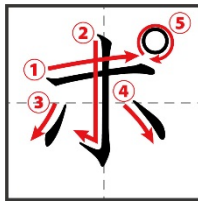
3. プ pu ぷ Write プ in the space.



4. ペ pe ペ Write ペ in the space.



5. ポ po ぽ Write ポ in the space.



たんご  
単語

Word

パソコン	ぱそこん	pasokon	personal computer
ピアノ	ぴあの	piano	piano
ペン	ぺん	pen	pen
ペア	ぺあ	pea	pair

れんしゅう  
VI. 練習

Practice

Write down the Katakana you hear

1.

2.

3.

4.

Read the following Katakana

ゴウレイ ジカン ポテト ピンチ

order time potato crisis

かいわ  
VII. 会話

Conversation

ごめんなさい。

gomennasai

I am sorry.